

Oaks Middle School

Coffee with the Principal
September 4, 2020



Welcome to the 2020-2021 School Year!

Please put questions in chat

Oaks Middle School

Coffee with Principal Agenda 9/4/20



Join Zoom Meeting

<https://omsd.zoom.us/j/92120586550?pwd=THM2ZE1Rak5oQmtaUk4rLzVwMINNUT09>

I. Providing High Quality Instruction

- a. School-wide Action Plan
- b. Single Plan for Student Achievement (SPSA)

II. Health and Wellness in a Safe and Positive Environment

- a. PBIS Information- PBIS Kick-off on 9/9/20 and Online Learning Matrix and Expectations
- b. Social Emotional Learning (SEL Lessons)
- c. School-wide Incentive Programs

III. Promoting a College Bound and Career Driven Culture

- a. AVID Information
- b. Advisory Lessons on Wednesdays

Oaks Middle School

Action Plan 2020-2021



Mission Statement

The mission of Oaks Middle School, an AVID National Demonstration School, is to close the achievement gap by providing every student a comprehensive education that prepares them for future learning and success in a global society

Focus Areas in a Multi-Tiered System of Support

Providing high quality instruction that will prepare students for success in a global society

Fostering health and wellness in a safe and positive environment

Promoting a college bound and career driven culture

Initiatives

1. Develop critical reading and writing skills across content areas
2. Promote student engagement and collaboration
3. Build problem solving skills
4. Foster 21st century learning and technological skills

1. PBIS Platinum School
2. Promote an active lifestyle through athletics and physical education
3. Support healthy habits of body and mind

1. AVID National Demonstration School
2. Building partnerships with Promise Scholars
3. Provide extra-curricular opportunities that will inspire innovation, initiative, and creativity

Parent Input for Single Plan for Student Achievement (SPSA)



What is working well here at Oaks Middle School?

What would you like to see at Oaks for your children?

What can we improve upon?

PBIS Information (Positive Behavior Interventions and Support)

Online Learning Matrix

Distance Learning Behavior Matrix	<u>Prepared</u> <i>How ready are you?</i>	<u>Respect</u> <i>How do you treat others?</i>	<u>Integrity</u> <i>Who are you when no one is looking?</i>	<u>Determined</u> <i>Are you trying your best?</i>	<u>Empathy</u> <i>Are you trying to understand how others are feeling?</i>
Distance Learning 	<ul style="list-style-type: none"> • Have all necessary materials ready. • Attend online meetings on time. • Make sure completed assignments are ready to turn in. • Be prepared to use appropriate and educational language while in a chat. 	<ul style="list-style-type: none"> • Make sure all comments are kind and appropriate. • Take turns and follow teachers instructions during online meetings. • Use appropriate backgrounds and lighting for online meetings. • Be sure to take care of school property. • Use appropriate facial gestures while in online meetings. 	<ul style="list-style-type: none"> • THINK before posting (is it True? Helpful? Inspiring? Necessary? and/or Kind?) • Do your own work. • Remember that teachers can see what is done and said on the school's device at all times. • Practice Digital Citizenship. 	<ul style="list-style-type: none"> • Attend all classes everyday. • Follow class procedures. • Complete all assignments and ask for help when needed. • Check calendar and schedule regularly. • Use a growth mindset. 	<ul style="list-style-type: none"> • Show support towards classmates and their opinions. • Tell a teacher or trusted adult if someone is being treated poorly or unfairly. • Offer to help others that might need assistance.
Technology 	<ul style="list-style-type: none"> • Have laptop charged. • Make sure laptop is turned on and ready before class starts. 	<ul style="list-style-type: none"> • Keep login passwords and other information private. • Avoid eating or drinking while in an online class or while using the school laptop. 	<ul style="list-style-type: none"> • Give credit to the sources of online information used for schoolwork. • Report to the school immediately if the laptop is lost, stolen, or damaged. 	<ul style="list-style-type: none"> • Stay on task while using technology. • Only use sites suggested by teachers. • Take PRIDE in completing work. 	<ul style="list-style-type: none"> • Have patience for others that are learning technology. • Stay positive.

Socio-Emotional Learning (SEL)

- Our Counselor, Mrs. Messina sends weekly SEL lessons to teachers so they can provide these to students on a weekly basis.
- SEL lessons are typically given to students on Wednesdays (Advisory class days), but can also be done at any time as needed.


School-wide Incentives and fun during Online Learning

School-wide Google Classroom

- Attendance- prize drawings every 2 weeks!
- Behavior- PBIS rewards program- coming soon!
- Spirit Weeks- posted to our Google Classroom- students complete on Flipgrid App!
- Grub Clubs- Every Wednesday @ 11 am for 7th grade and 11:30 am for 8th grade- Coordinated and supervised by Mrs. Messina.

Oaks Middle School School-Wide Google Classroom

☰ Oaks Middle School Stream Classwork People Grades ⚙️



Oaks Middle School
Class code: yx3qrla
Meet link Generate Meet link

Select theme
Upload photo

Upcoming

No work due soon

View all

Share something with your class...

Communicate with your class here

- Create and schedule announcements
- Respond to student posts

Class Code



yx3qrla

Oaks Middle School

×

☰

Our AVID Electronic Planner

https://docs.google.com/presentation/d/17m_K5S-ghPgpiNhcTTXms49TCHD53VKZbv1BIVHDsFc/edit#slide=id.p

Advisory Lessons

Advisory lessons are typically done on Wednesdays during Online Learning.

Types of lessons:

- Emergency Drills
- Socio-Emotional Learning (SEL)
- PBIS Kick-off (this coming Wednesday at 9:15am) and other information
- AVID Strategies and binder checks (i.e email writing)
- ASB updates and information

Thank you for coming!

Next Coffee with the Principal

Friday, October 2nd @ 8:30 am

A dark blue diagonal graphic that starts from the bottom left corner and extends towards the top right corner, covering the lower half of the slide.